



ಬೃಹತ್ ಬೆಂಗಳೂರು ಮಹಾನಗರ ಪಾಲಿಕೆ
Bruhat Bengaluru Mahanagara Palike



BBMP COVID-19 WAR ROOM BULLETIN – 12.07.2021



ABSTRACT OF COVID-19 CASES IN BENGALURU



	MALE	FEMALE	TRANSGENDER	MALE	FEMALE	TRANSGENDER	TOTAL	
	Last 24 Hours	Last 24 Hours	Last 24 Hours	Cumulative	Cumulative	Cumulative	Last 24 Hours	Cumulative
Positive Cases	199	120	0	7,28,979	4,90,586	132	319	12,19,697
Recovered Cases	320	464	0	7,11,997	4,78,866	103	784	11,90,966
Death Cases	6	3	0	9,980	5,762	4	9	15,746
Total Tests Done	In Last 24 hrs : 48,414			Cumulative : 1,55,07,666				
ACTIVE CASES				12,985				

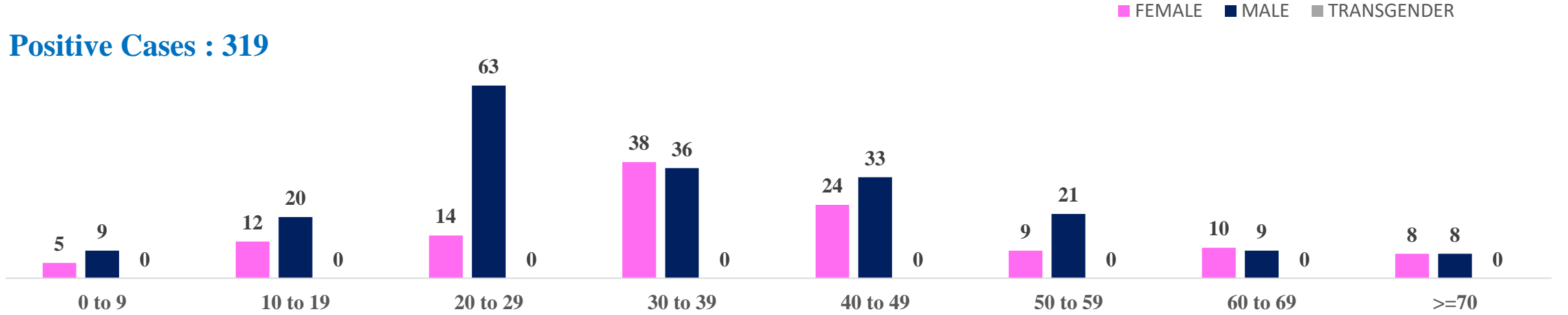
* Covid deaths occurred today : 03 | Covid deaths occurred beyond last 24 hrs, reported today : 06



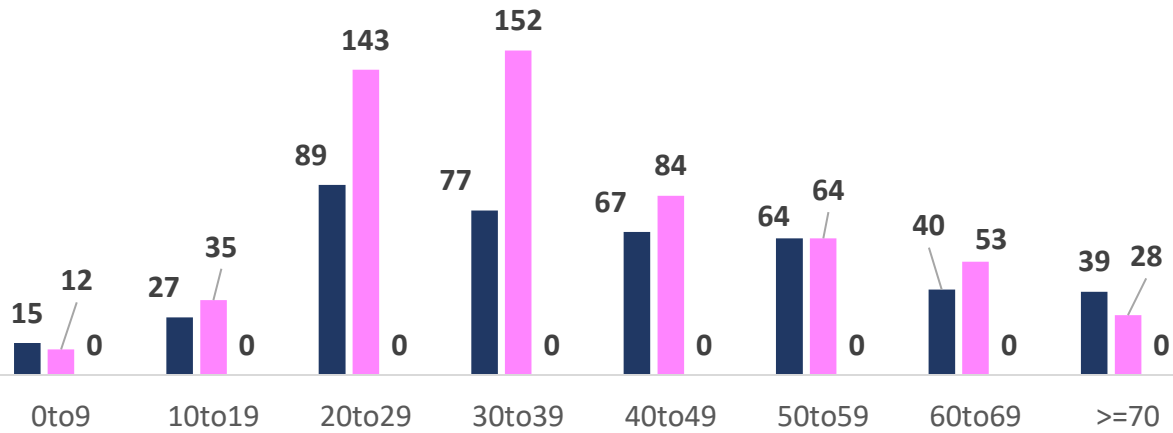
LAST 24 HOURS AGE GROUP AND GENDER WISE DISTRIBUTION



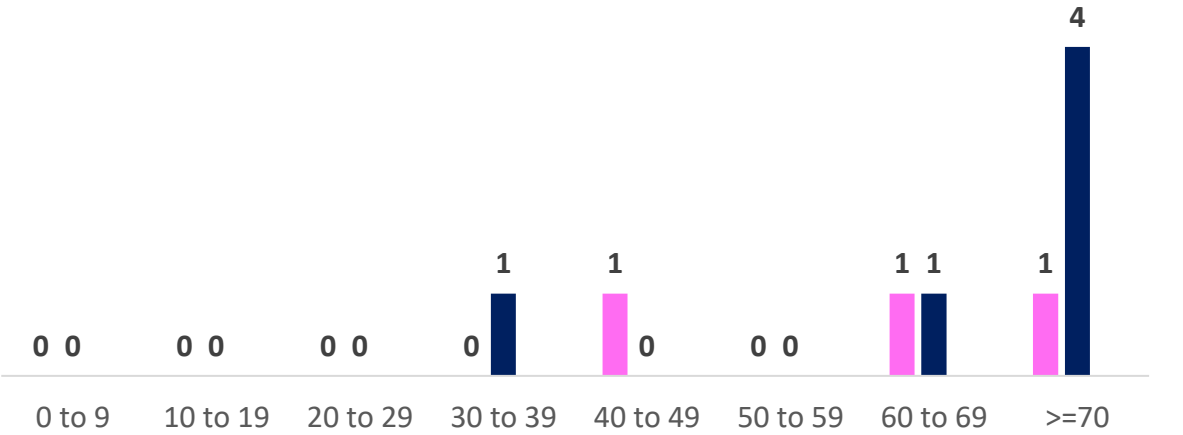
Positive Cases : 319



Recovered Cases : 784



Death Cases : 09





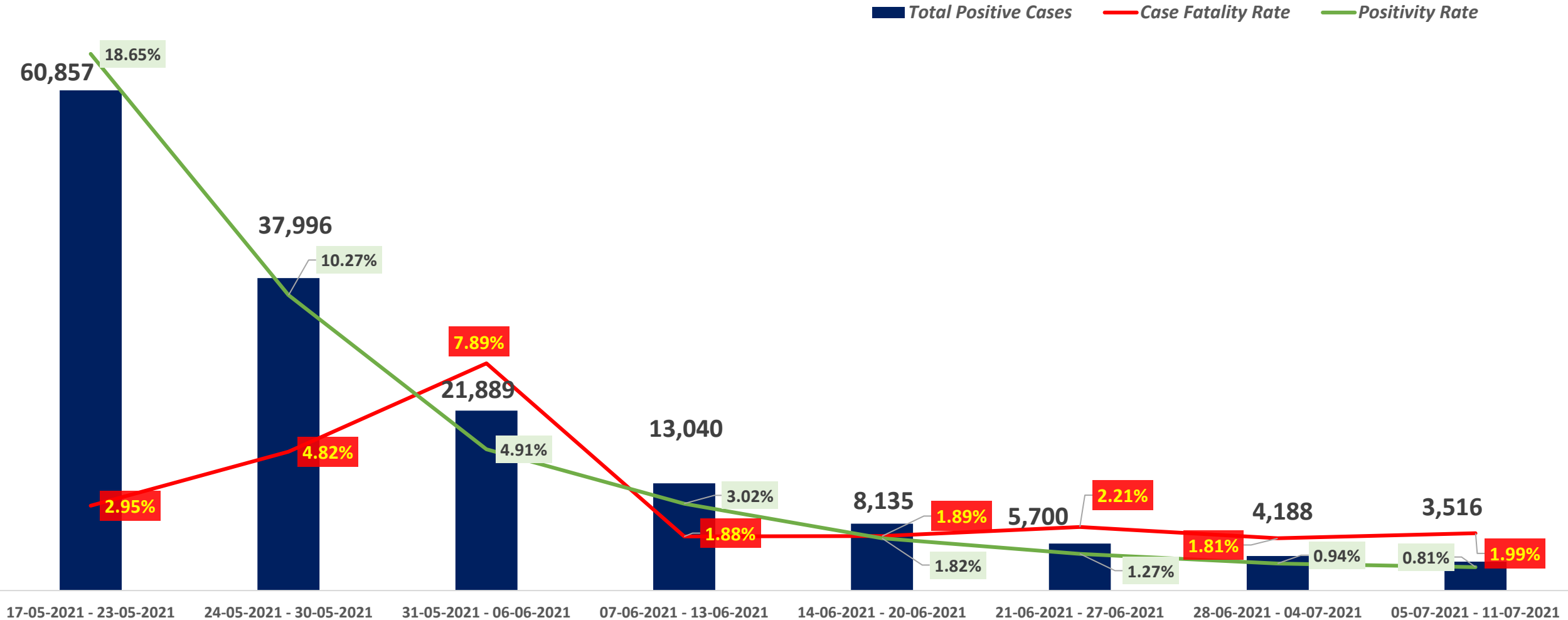
SNAPSHOT OF BENGALURU COVID-19 CASES IN LAST 8 WEEKS



	17/05/21 TO 23/05/21	24/05/21 TO 30/05/21	01/06/21 TO 06/06/21	07/06/21 TO 13/06/21	14/06/21 TO 20/06/21	21/06/21 TO 27/06/21	28/06/21 TO 04/07/21	05/07/21 TO 11/07/21
Total Positive Cases	60,857	37,996	21,889	13,040	8,135	5,700	4,188	3,516
Total Recovered Cases	1,96,580	1,16,968	58,559	35,396	22,713	13,456	51,147	5,856
Total Death Cases	1,793	1,833	1,728	245	154	126	76	70
Case Fatality Rate	2.95%	4.82%	7.89%	1.88%	1.89%	2.21%	1.81%	1.99%
Total Tests Conducted	3,26,344	3,70,054	4,45,720	4,32,106	4,48,208	4,47,351	4,46,248	4,32,561
Positivity Rate	18.65%	10.27%	4.91%	3.02%	1.82%	1.27%	0.94%	0.81%

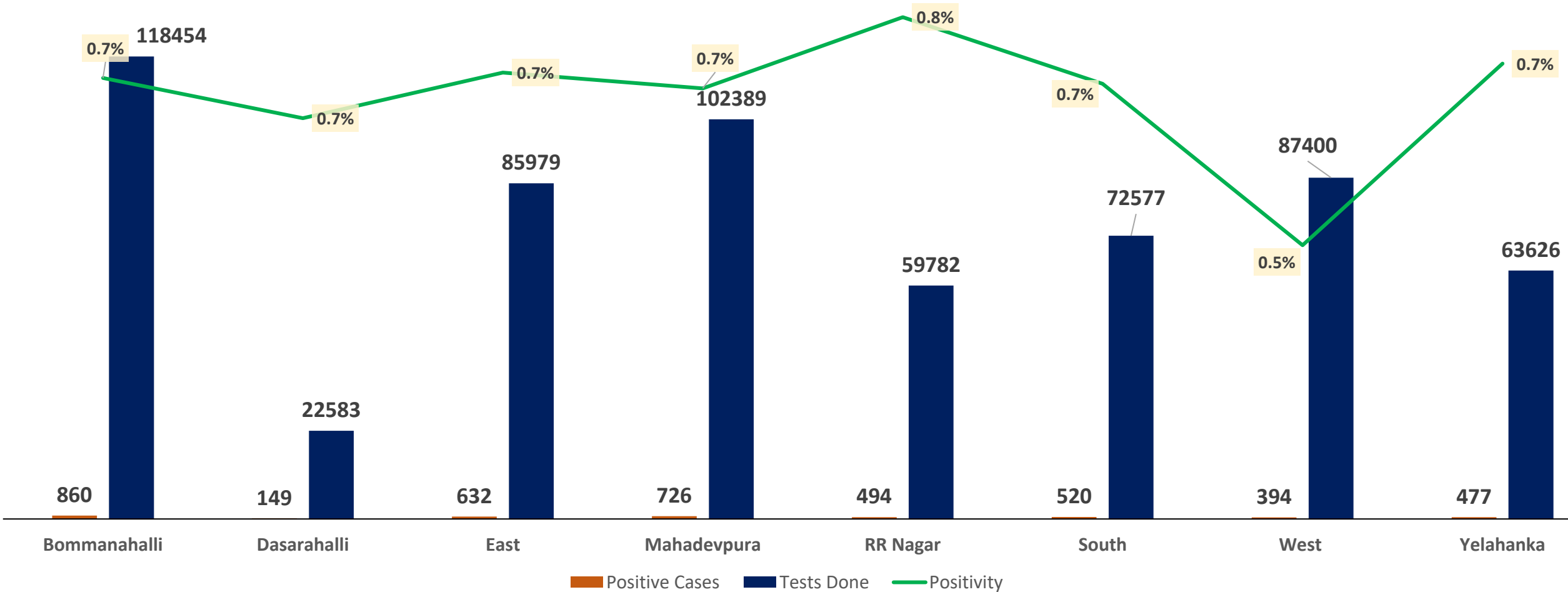


POSITIVITY AND MORTALITY RATE OF BENGALURU – LAST 8 WEEKS



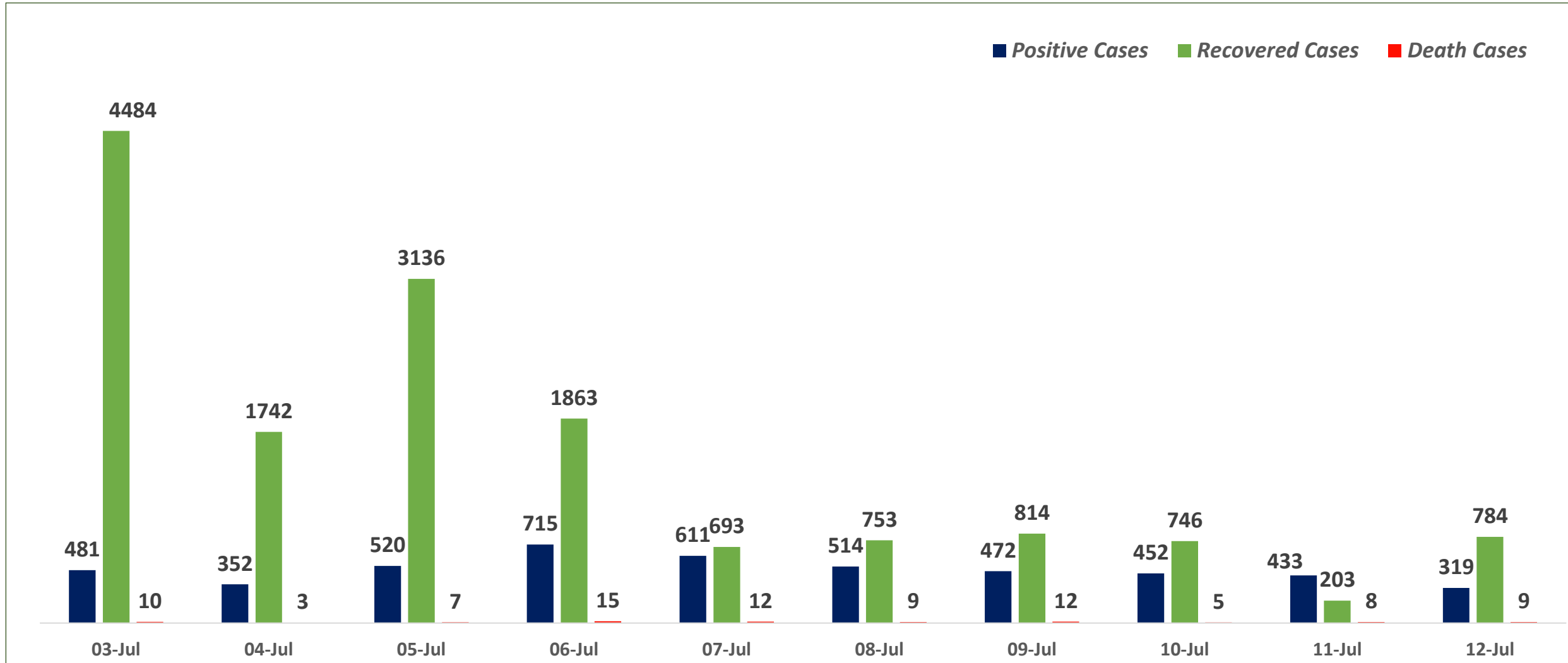


ZONE WISE POSITIVITY TREND IN LAST 10 DAYS





SNAPSHOT OF POSITIVE, RECOVERED AND DEATH CASES OVER LAST 10 DAYS ACROSS BBMP ZONES

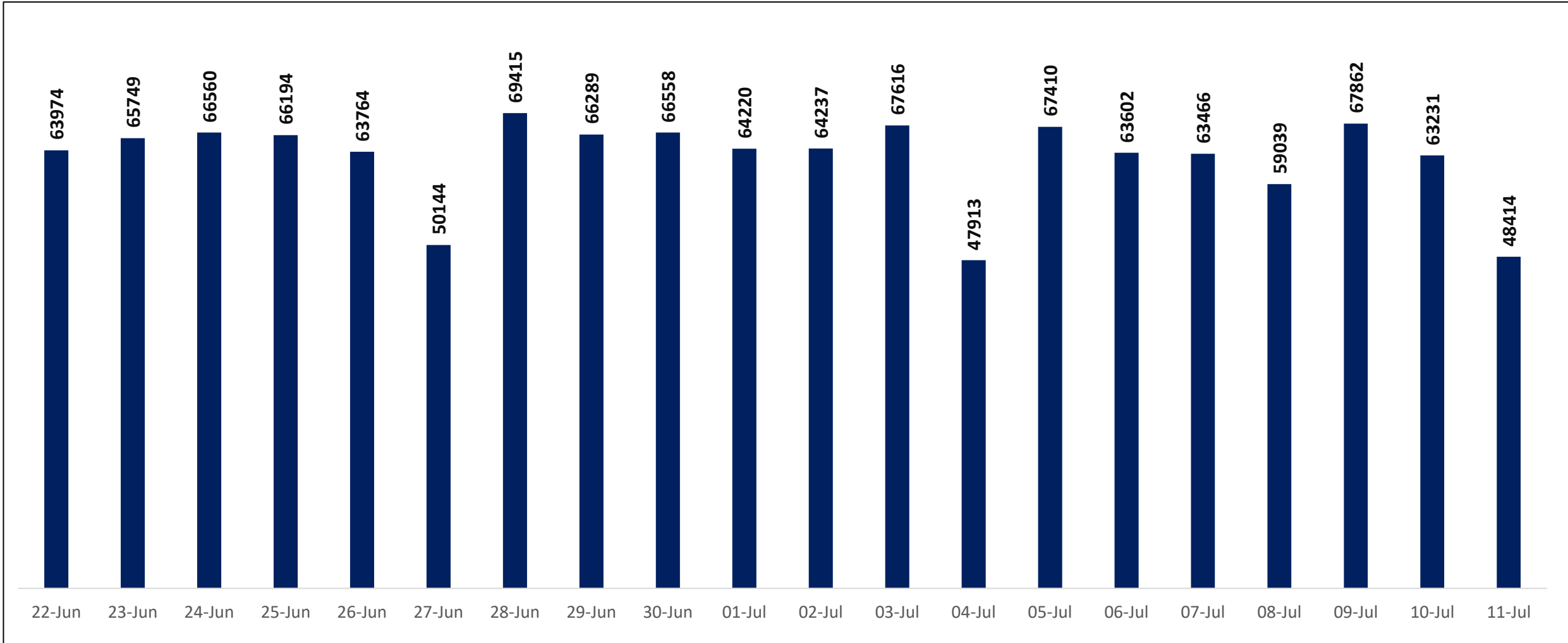




TESTING TRENDS IN BENGALURU

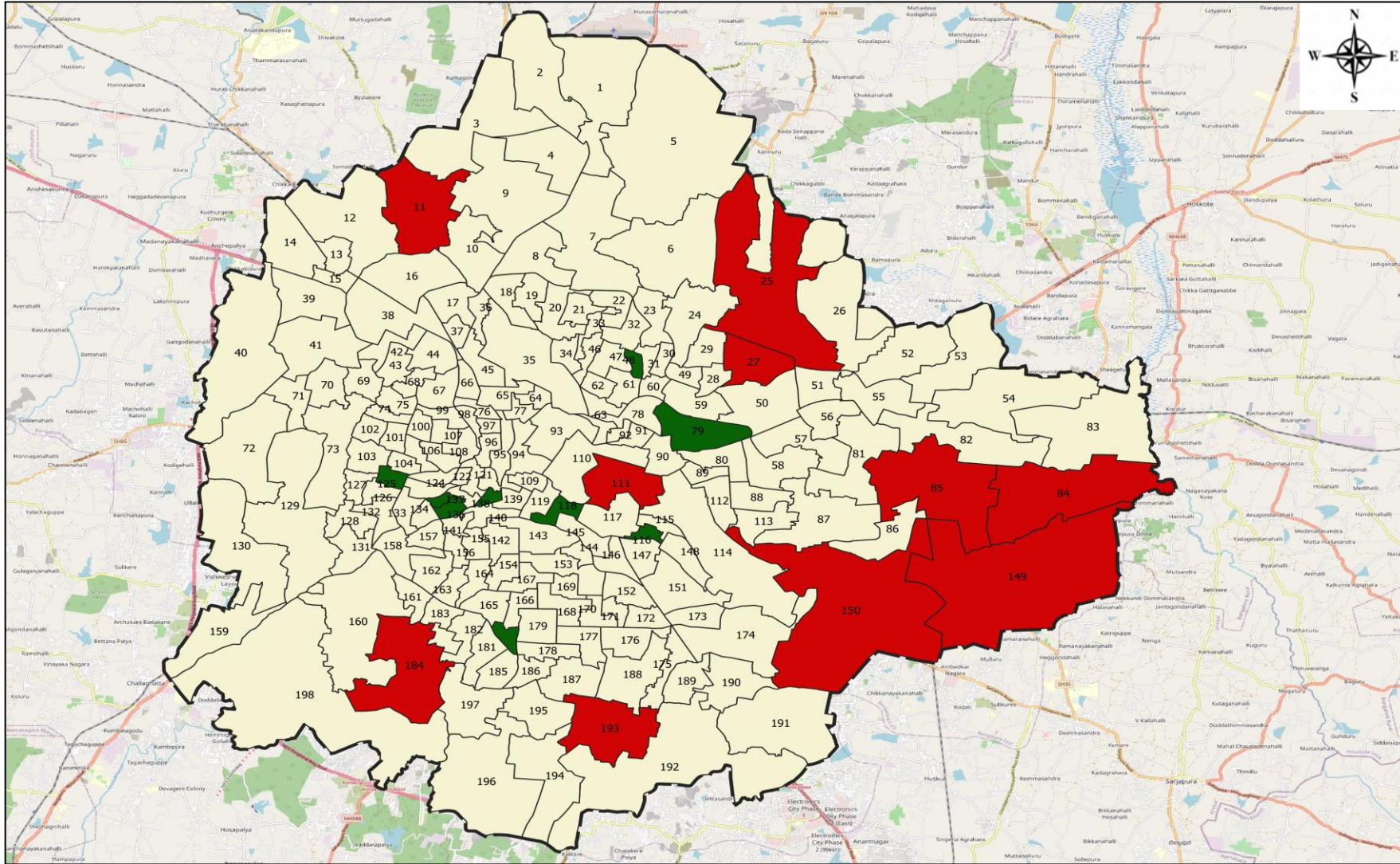


Total Test Conducted Till Date	Test Conducted Last 24 hours
1,55,07,666	48,414





BENGALURU URBAN MAP SHOWING TREND OF POSITIVE CASES IN LAST 10 DAYS



Top 10 wards reporting highest number of positive cases in last 10 days

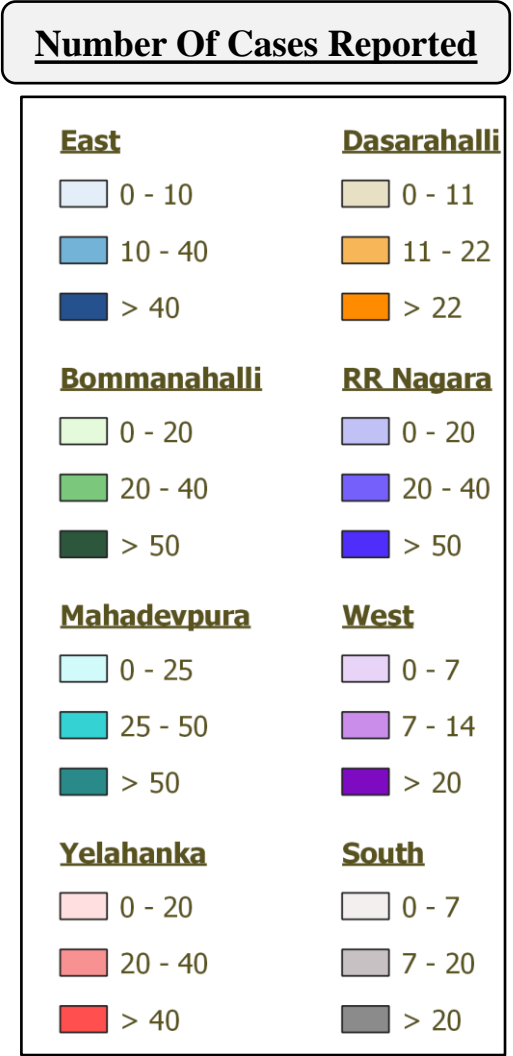
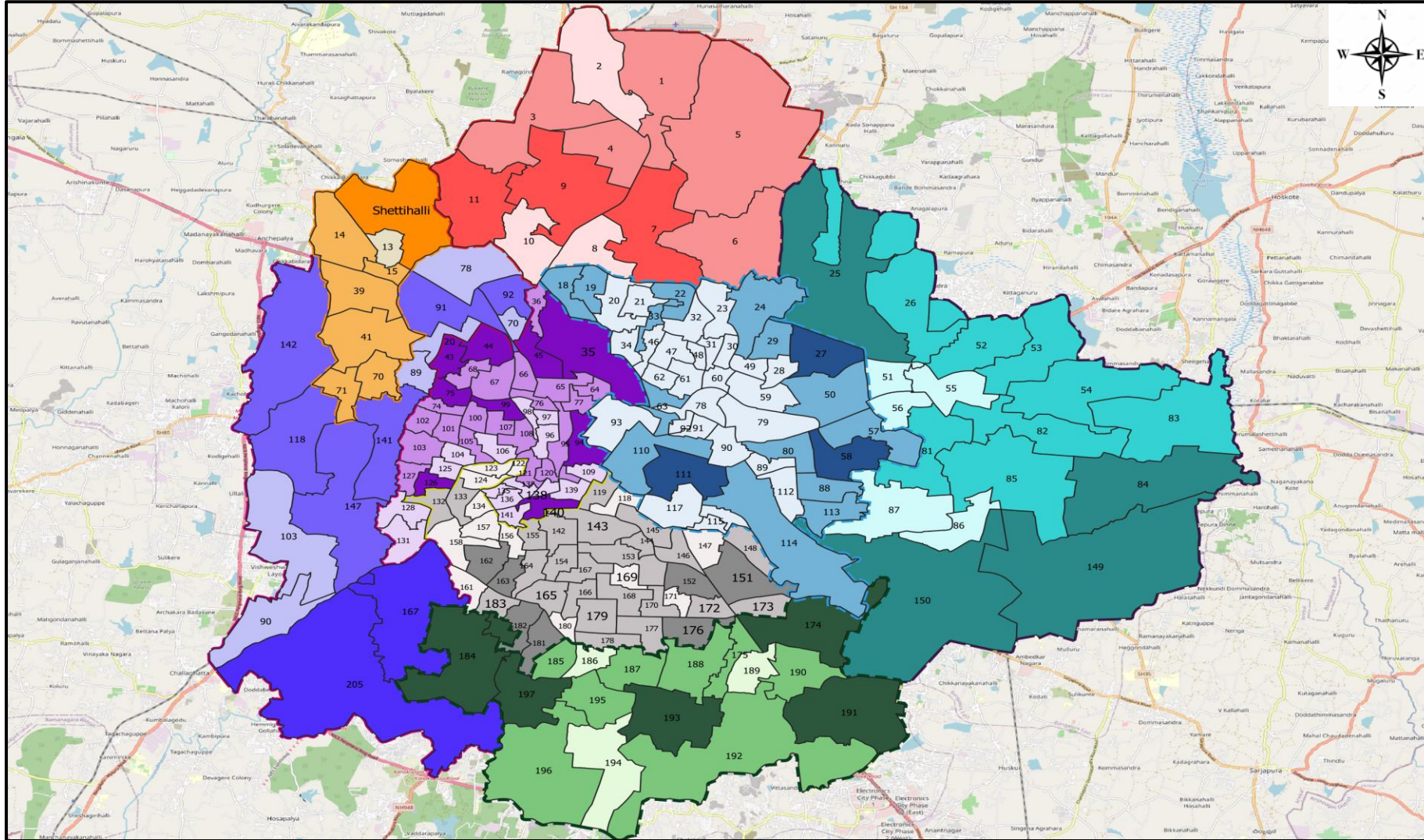
Ward No.	Ward Name
111	SHANTALA NAGAR
84	HAGADUR
150	BELLANDURU
25	HORAMAVU
149	VARTHURU
193	ARAKERE
27	BANASAVADI
184	UTTARAHALLI
11	KUVEMPU NAGAR
85	DODDA NEKKUNDI

Top 10 wards reporting least number of positive cases in last 10 days

Ward No.	Ward Name
48	MUNESHWARA NAGAR
79	SARVAGNA NAGAR
116	NILASANDRA
118	SUDHAM NAGAR
125	MARENAHALLI
136	JAGAJIVANRAM NAGAR
138	CHALAVADIPALYA
180	BANASHANKARI TEMPLE WARD
135	PADARAYANAPURA
109	CHICKPETE



BENGALURU MAP SHOWING TREND OF WARD WISE POSITIVE CASES IN LAST 10 DAYS

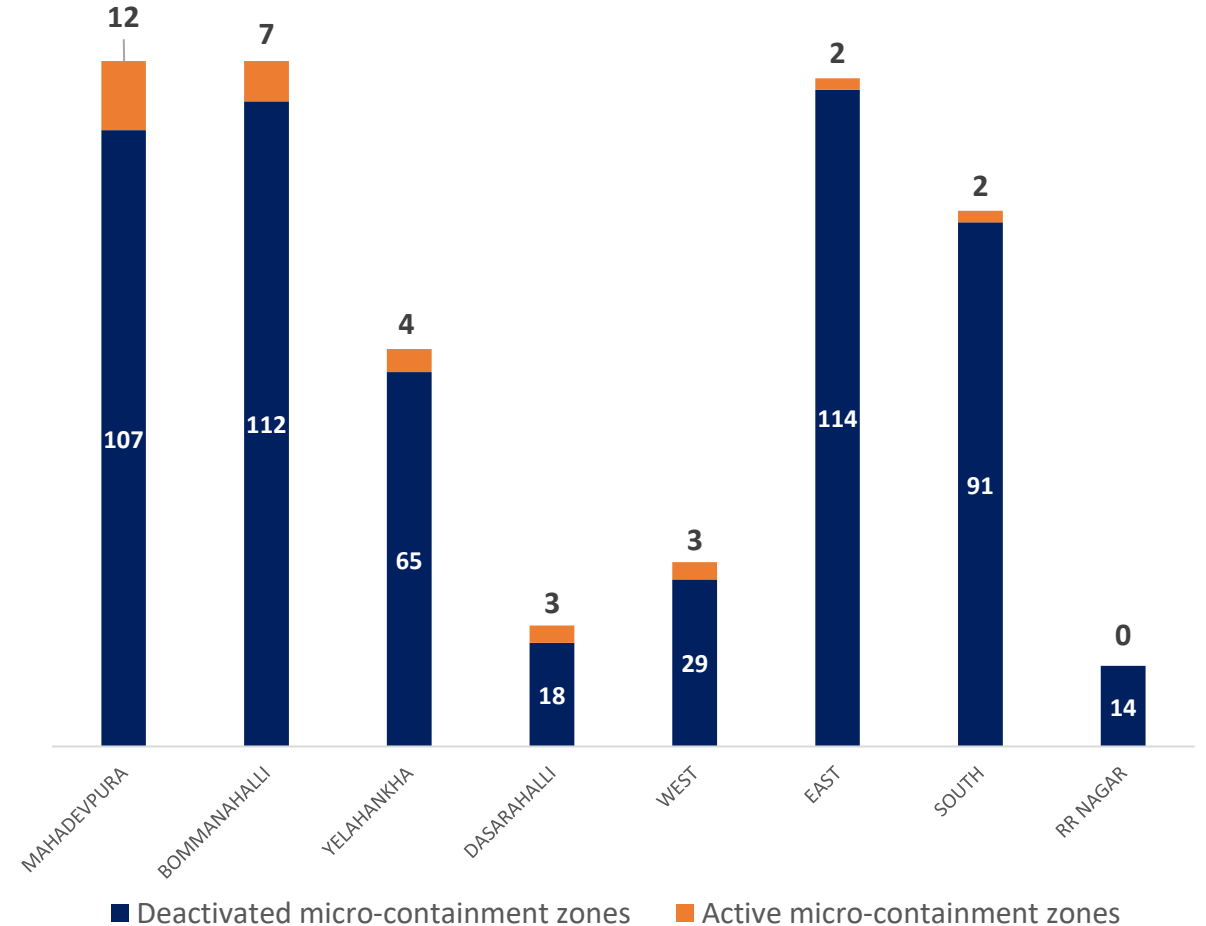




MICRO CONTAINMENT ZONE DETAILS

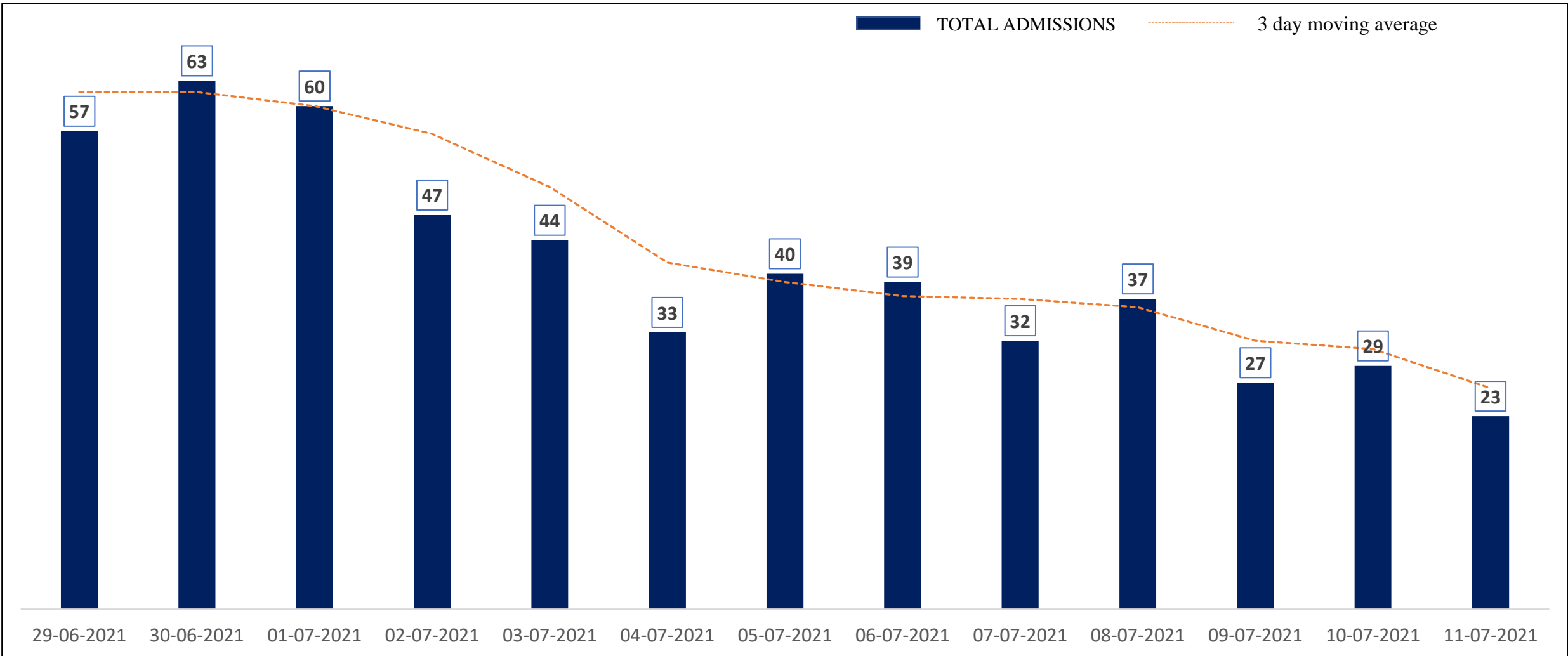


ZONE	TOTAL DECLARED	TOTAL DEACTIVATED	TOTAL ACTIVE
MAHADEVPURA	119	107	12
BOMMANAHALLI	119	112	7
YELAHANKHA	75	65	4
DASARAHALLI	21	18	3
WEST	32	29	3
EAST	116	114	2
SOUTH	93	91	2
RR NAGAR	14	14	0
TOTAL	589	550	33





HOSPITAL ADMISSIONS LAST 15 DAYS TREND



* Numbers as per Central Hospital Bed Management System (CHBMS)

* Only Fresh Admissions considered



CCC/TRIAGE CENTRE REPORT – 12.07.2021



ZONE NAME	Total Triage Centres	Triage Details Breakup				Of Today's Triage, Patient Recommended for		
		Triaged till Previous Day	Today's Walk In Triage	Today's MTU Triage	Total Triaged Today	Home Isolation	CCC / MH	Hospital
BOMMANAHALLI	0	798	0	0	0	0	0	0
DASARAHALLI	2	931	5	0	5	2	3	0
EAST	2	457	0	0	0	0	0	0
MAHADEVAPURA	2	1230	2	0	2	2	0	0
RR NAGAR	2	2471	6	1	7	7	0	0
SOUTH	3	1963	0	0	0	0	0	0
WEST	2	679	0	0	0	0	0	0
YELAHANKA	3	1187	0	0	0	0	0	0
TOTAL	16	9716	13	1	14	11	3	0

• data as on 04:00 PM (12.07.2021)



COVID BED STATUS AS ON 12.07.2021



SR. NO.	Facility Type	No. of Hospital	Total Allocated Beds for C+ Patients					Occupied Beds for C+ Patients					Net Available Beds for C+ Patients				
			Gen Beds	HDU	ICU Beds	ICU-V	Total	Gen Beds	HDU	ICU Beds	ICU-V	Total	Gen Beds	HDU	ICU Beds	ICU-V	Total
1	Government Medical Colleges	4	20	621	53	76	770	0	22	9	7	38	20	599	44	69	732
2	Government Hospitals	16	649	210	65	127	1,051	78	55	8	33	174	571	155	57	94	877
3	Private Medical Colleges	12	792	936	136	203	2,067	12	23	21	16	72	780	913	115	187	1,995
4	Private Hospitals	64	656	701	298	169	1,824	111	26	41	61	239	545	675	257	108	1,585
5	Covid Care Centre	16	180	272	-	-	452	56	13	-	-	69	124	259	-	-	383
Total Beds		112	2,297	2,740	552	575	6,164	257	139	79	117	592	2,040	2,601	473	458	5,572

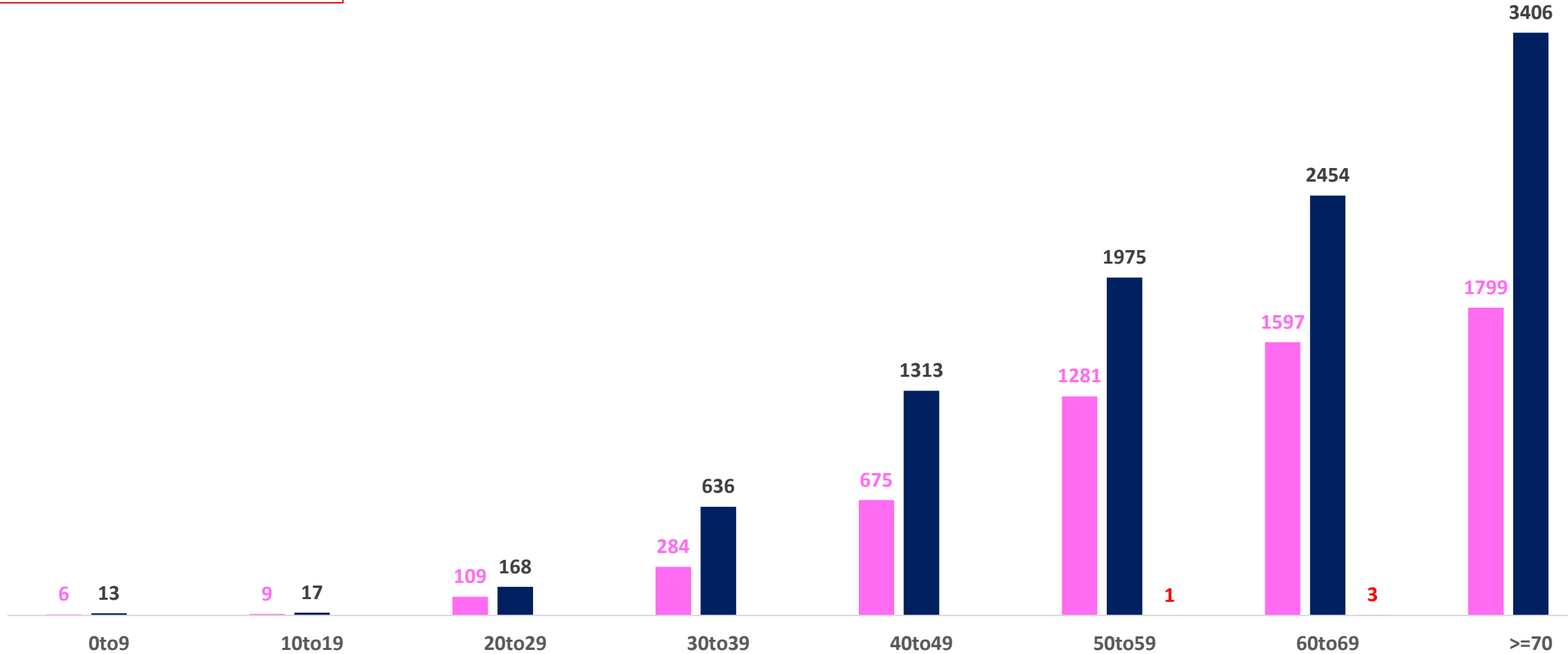


AGE AND GENDER WISE DISTRIBUTION OF DEATH CASES



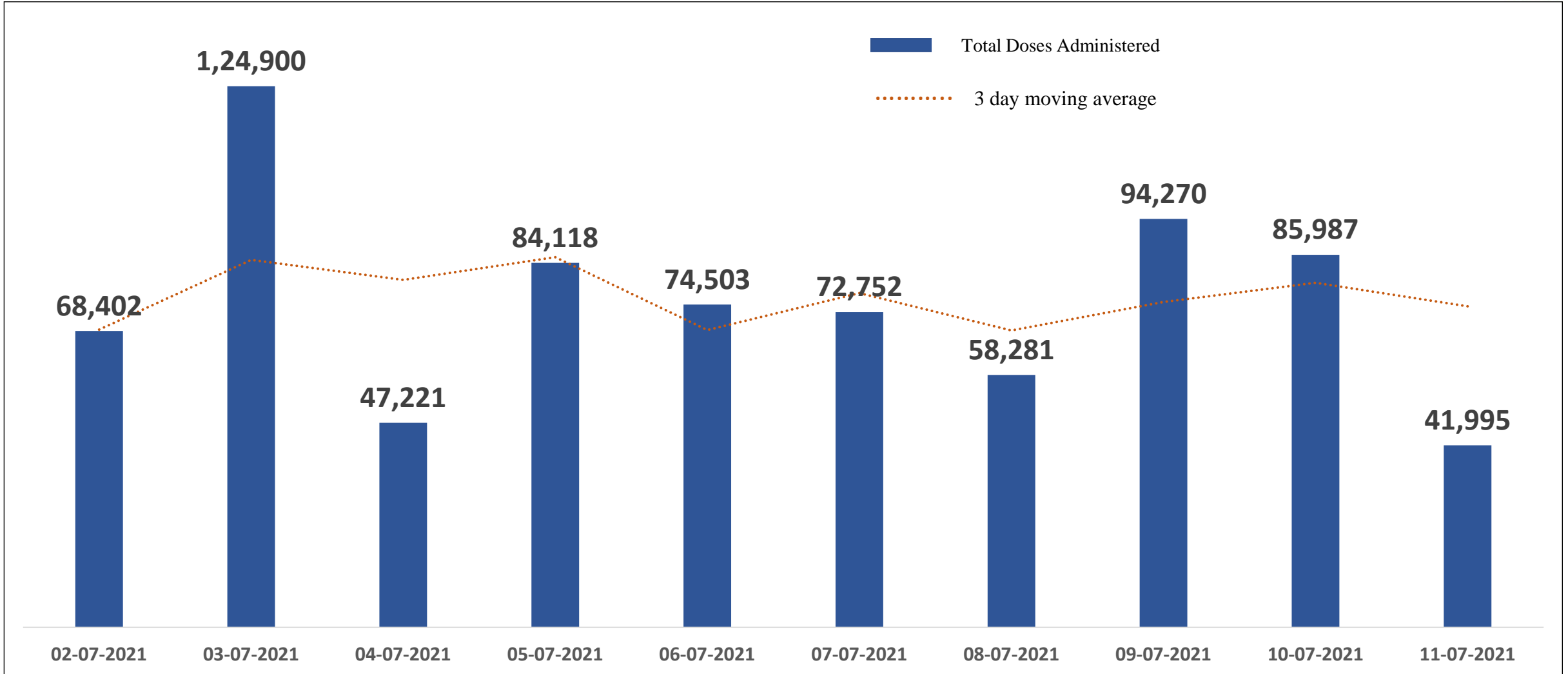
Death Cases: 15,746

Female Male Transgender





TOTAL VACCINE DOSES ADMINISTERED IN LAST 10 DAYS

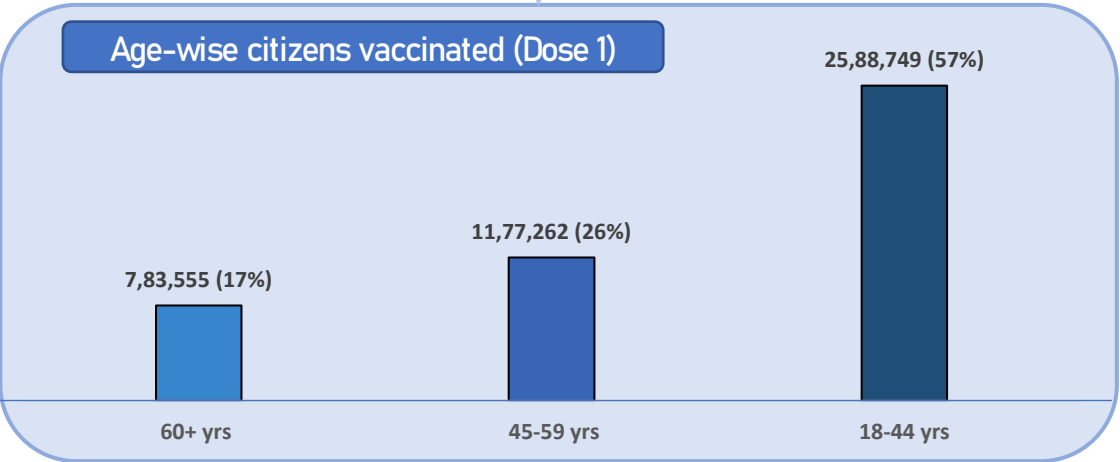
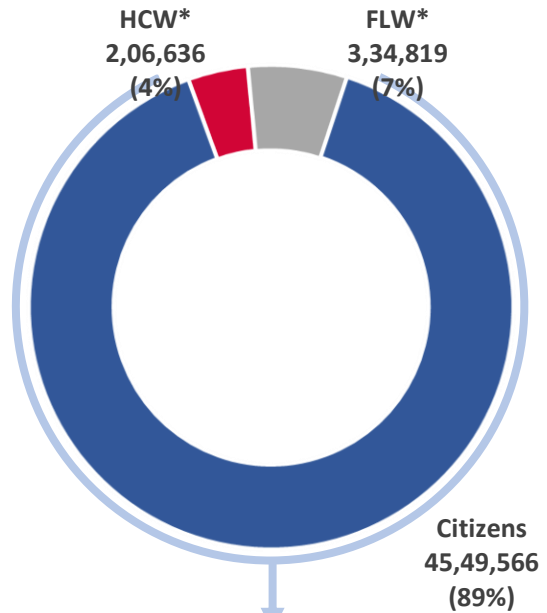




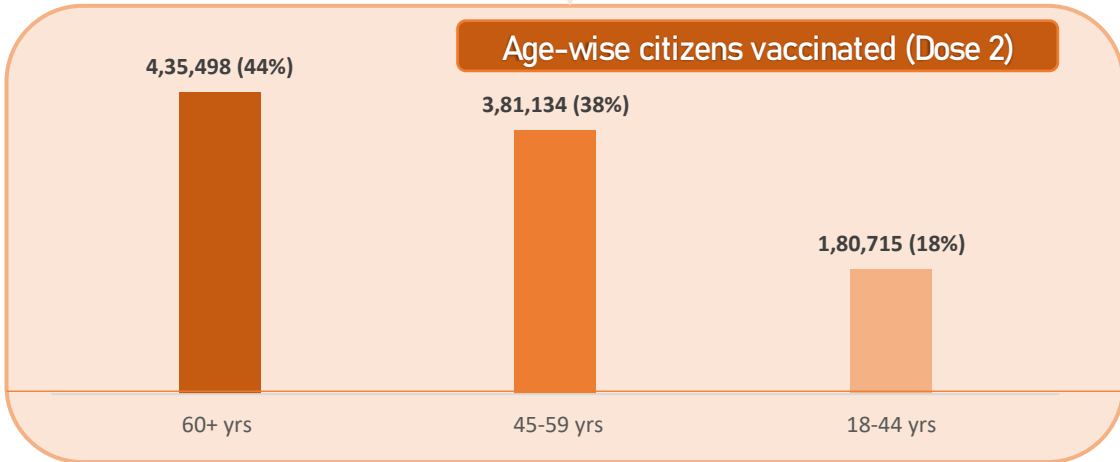
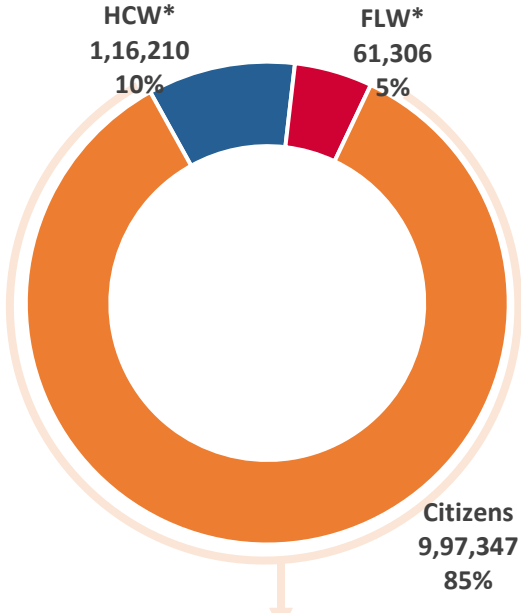
CATEGORY WISE CUMULATIVE VACCINATION IN BBMP



Dose 1



Dose 2



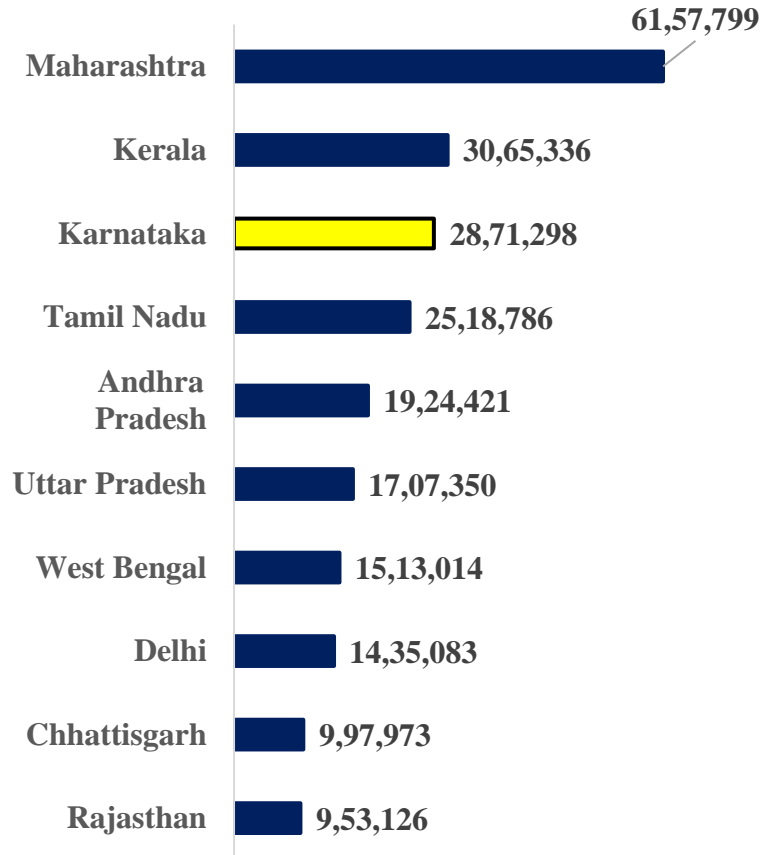
*HCW : Health Care Workers
 *FLW : Front Line Workers



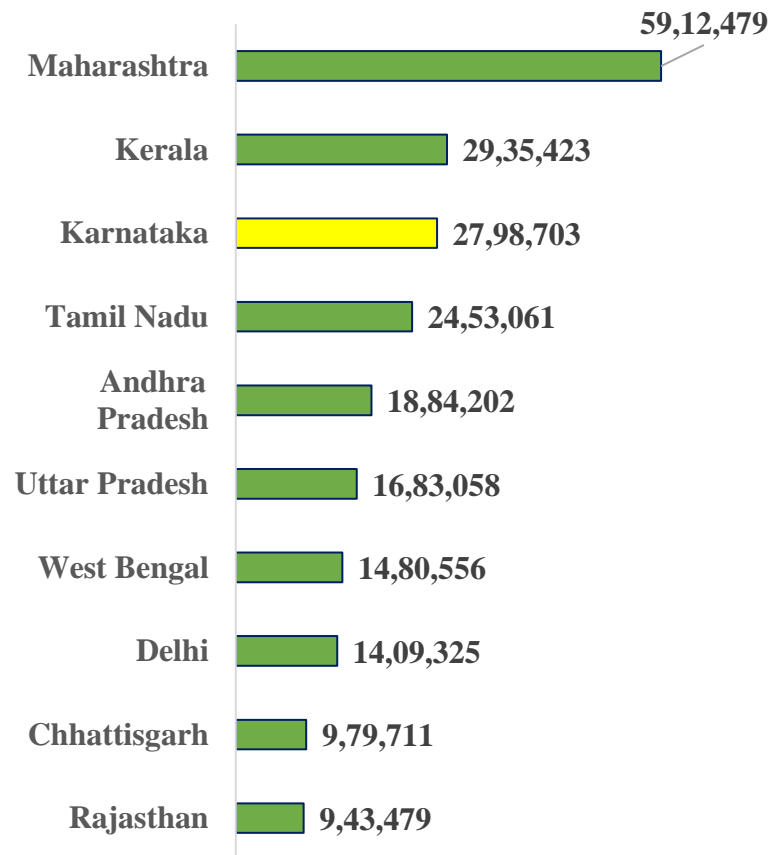
TOP 10 COVID19 AFFECTED INDIAN STATES



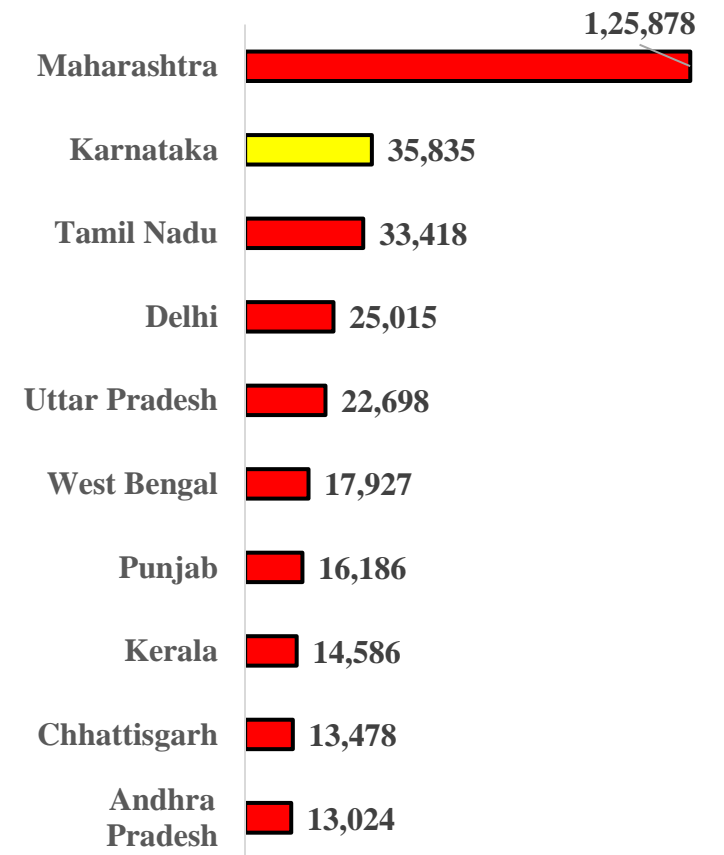
Total Positive Cases



Total Recovered Cases



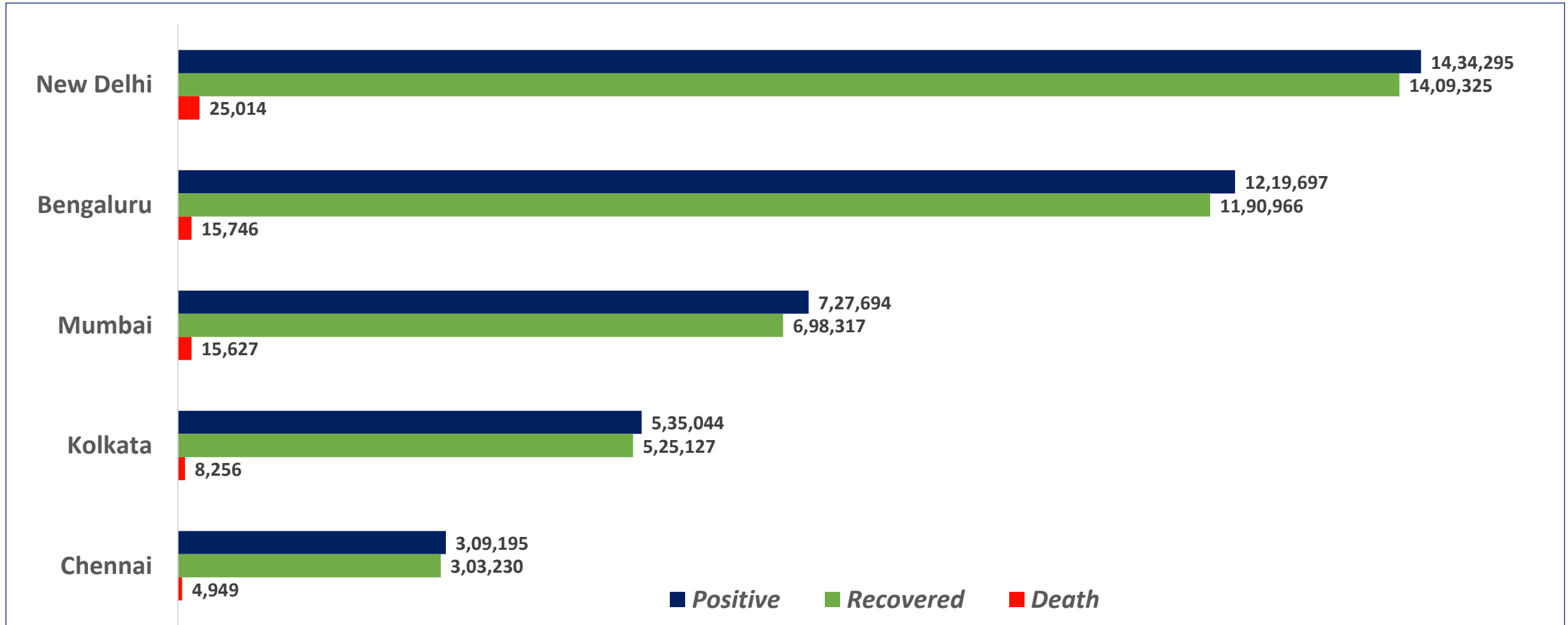
Total Death Cases



Source : <https://www.covid19india.org/> at 6:45 pm (12.07.2021)



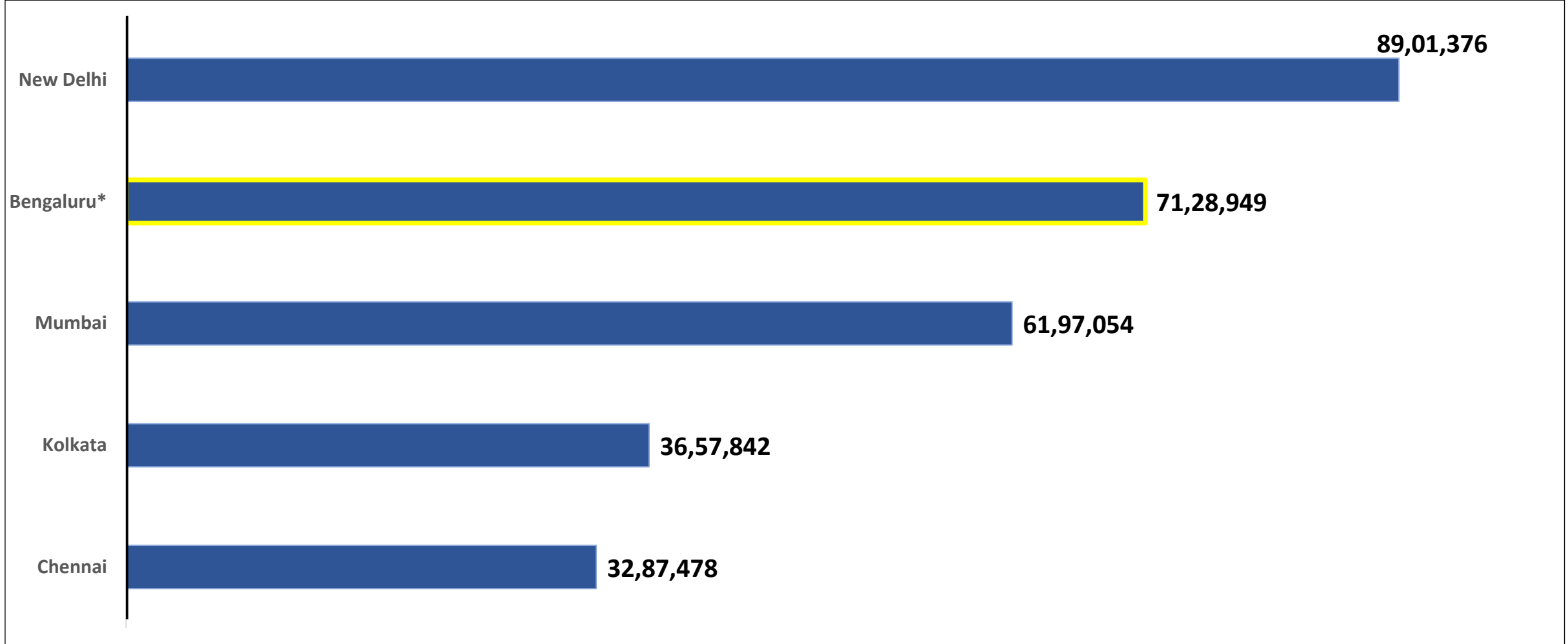
BENGALURU AND OTHER METROPOLITIAN CITIES



Source : <https://www.covid19india.org/> at 6:45 pm (12.07.2021)



VACCINE DOSES ADMINISTERED IN BENGALURU AND OTHER METROPOLITIAN CITIES



Source : <https://dashboard.cowin.gov.in/> at 6:45 pm (12.07.2021)

*includes BBMP & Bengaluru Urban



SNAPSHOT OF COVID-19 CASES IN BENGALURU URBAN



**Total Wards With
< =10 Cases* :
71**

**Tests Conducted
On 10.07.2021:
48,414**

**Recovery
Rate:
97.64%**

**Total
Active Cases :
12,985**

**Total Vaccinated on
10.07.2021:
41,995**

**Positivity
Rate* :
0.81%**

**Active
Rate:
1.06%**

**Case
Fatality Rate* :
1.99%**



*Total positive cases In the past 10 days

*CFR and positivity is for Past 7 days



ಬೃಹತ್ ಬೆಂಗಳೂರು ಮಹಾನಗರ ಪಾಲಿಕೆ
Bruhat Bengaluru Mahanagara Palike

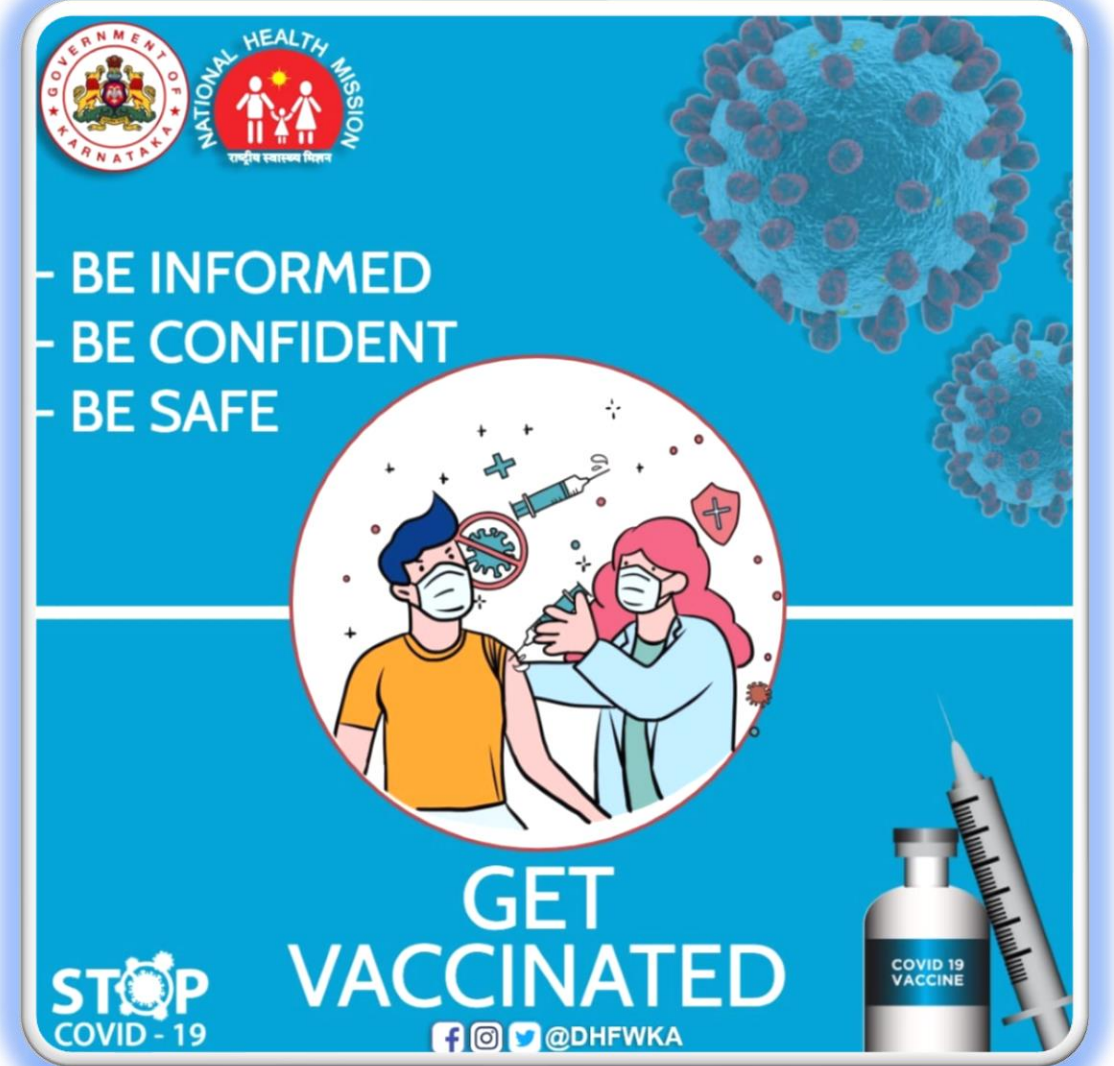


Download BBMP Bulletin	https://apps.bbmpgov.in/covid19/mediabulletin.php
For BBMPCovid19 Bed Status:	https://apps.bbmpgov.in/covid19/en/Bedstatus.php
To register for vaccination :	https://selfregistration.cowin.gov.in/
BBMP COVID19 Dashboard:	https://apps.bbmpgov.in/covid19/
Follow us on:	 www.facebook.com/bbmp.comm1/
	 twitter.com/BBMPCOMM

Issued by:

Honorable Chief Commissioner, BBMP
Special Commissioner Health & IT, BBMP
MD, Bengaluru Smart City Limited

THANK YOU !



The poster features the Government of Karnataka and National Health Mission logos at the top. It includes the text 'BE INFORMED', 'BE CONFIDENT', and 'BE SAFE'. A central illustration shows a person receiving a vaccine from a healthcare worker. At the bottom, it says 'GET VACCINATED' and 'STOP COVID-19' with social media handles @DHFwKA. A syringe and vaccine vial are shown on the right.